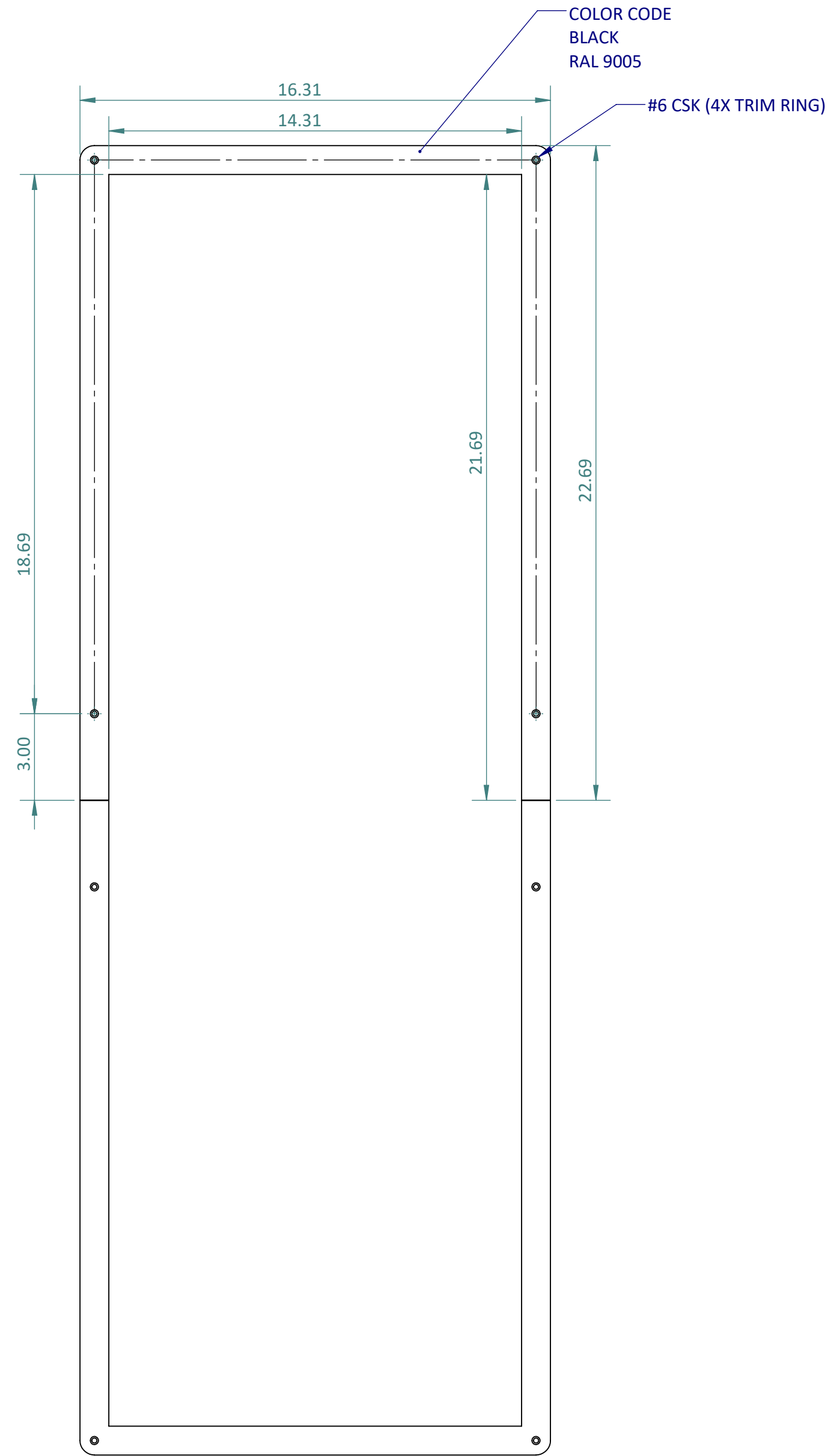
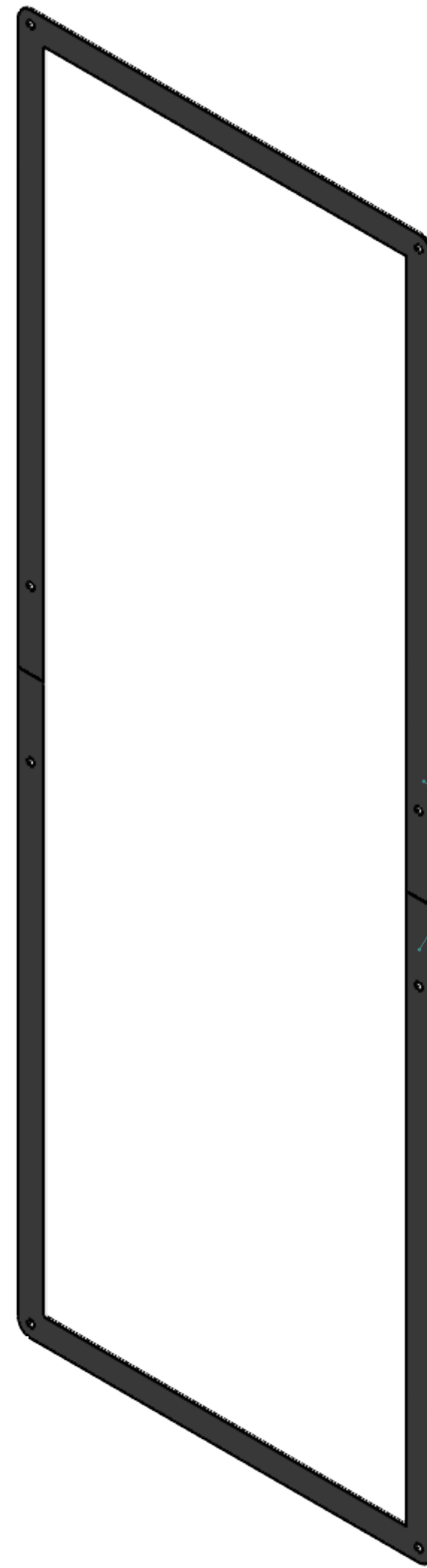


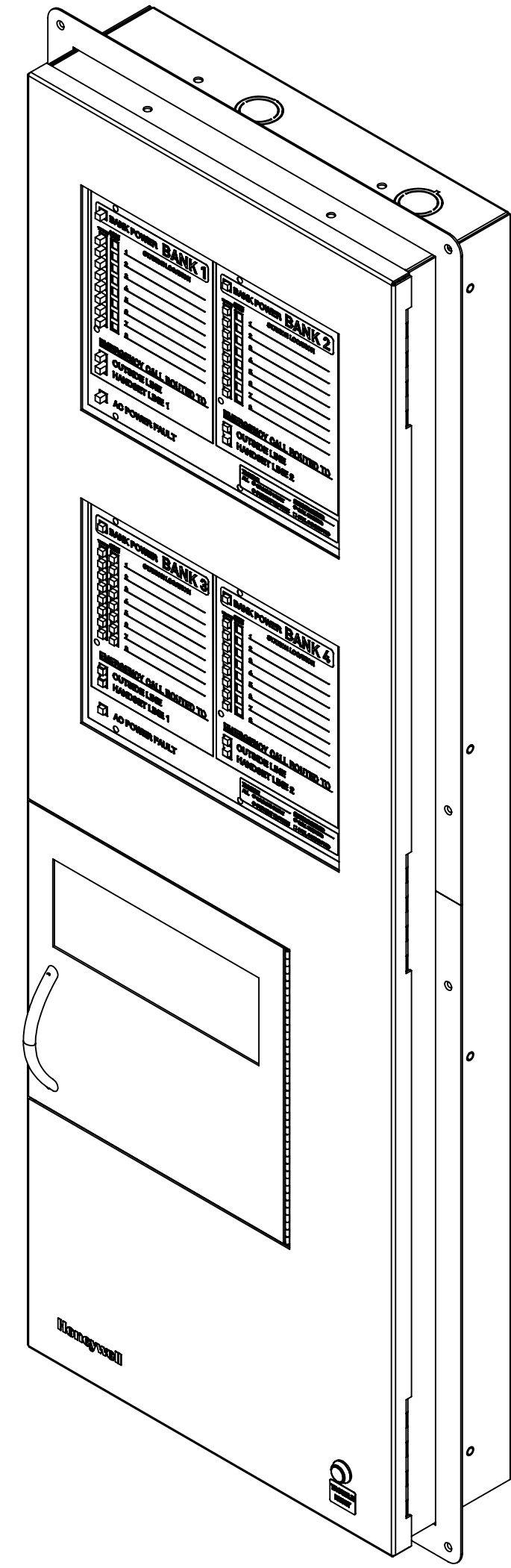
GENERAL NOTES:



FRONT VIEW



HON-AOR-TR32 HAS 2 HALF TRIM RINGS



TRIM RING (2X) SHOWN WITH COMMAND UNIT FOR ILLUSTRATION

**MODEL(S):**  
HON-AOR-TR32

**DESCRIPTION:**  
FLUSH MOUNT TRIM RING FOR HON-AOR-24 AND HON-AOR-32 COMMAND UNIT SERIES.  
UNIT IS PAINTED BLACK (RAL 9005).

1.0	MARKETING RELEASE	6/6/2024	K PATEL
REV.	DESCRIPTION	DATE	APPROVED
REVISIONS			
SPECIFICATIONS ARE SUBJECT TO CHANGE WITHOUT NOTICE	UNLESS OTHERWISE SPECIFIED: DIMENSIONS ARE IN INCHES TOLERANCES: DRILL HOLE: -0.00 / +0.003 ANGULAR: MACH ± 1° BEND ± 1° TWO PLACE DECIMAL ± 0.01 THREE PLACE DECIMAL ± 0.005	NAME	DATE
	INTERPRET GEOMETRIC TOLERANCING PER: ASME Y14.5-2009	Q.A.	
	DO NOT SCALE DRAWING		
	PROPRIETARY AND CONFIDENTIAL		
THE HONEYWELL TRADEMARK IS USED UNDER LICENSE FROM HONEYWELL INTERNATIONAL INC. HONEYWELL INTERNATIONAL INC. MAKES NO REPRESENTATION OR WARRANTIES WITH RESPECT TO THESE PRODUCTS. THESE PRODUCTS ARE MANUFACTURED BY TALK-A-PHONE, LLC, NILES, IL 60714, USA. © 2024 TALK-A-PHONE, LLC. ALL RIGHTS RESERVED. ANY REPRODUCTION IN PART OR AS A WHOLE WITHOUT THE WRITTEN PERMISSION OF TALK-A-PHONE, LLC IS PROHIBITED.		<b>Honeywell</b> TALK-A-PHONE, LLC 7530 N. NATCHEZ AVE., NILES, IL 60714 773-539-1100 INFO@TALKAPHONE.COM WWW.HONEYWELLAREAOFREFUGES.COM	
SIZE	MODEL FILE NAME:	REV	
<b>C</b>	<b>AOR-TR32_ASSY</b>	<b>1.0</b>	
SCALE: 1:4	WEIGHT:	SHEET 1 OF 1	